

**This product may be purchased from Connevens Limited secure online store
at www.DeafEquipment.co.uk**




DeafEquipment.co.uk

Solutions to improve the quality of life



VERY IMPORTANT



**YOUR PORTABLE LOOP NEEDS CHARGING
FOR 24 HOURS IMMEDIATELY UPON RECEIPT**



SUPPLIED BY
CONNEVANS LIMITED
54 Albert Road North
REIGATE
SURREY RH2 9YR
Tel: 01 737 247571

**For day to day operation of the system please refer to the
'Instructions for use'.**



IL-PL20 Portable Induction Loop System

Overview

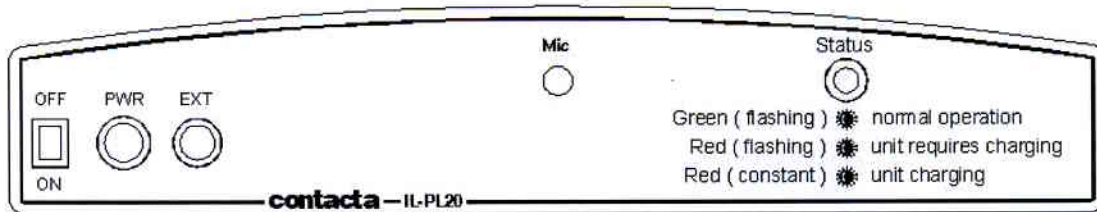
- The IL-PL20 Portable Induction Loop System has been designed specifically to aid communication with people with hearing difficulties who wear a hearing aid with a "T" facility.
- The system consists of two components: the main unit, stylishly constructed from robust ABS plastic, and a plug-in power adaptor for charging purposes.
- The unit incorporates a rechargeable battery system to maintain performance at its peak. The battery will give approximately 8 hours use and is monitored at all times using standby mode, incorporating a two colour display to show battery status.
- The status LED display will flash Green with speech.
- The unit is fully operational at all times and may still be used when recharging becomes necessary.
- The IL-PL20 is easy to carry and can be simply set up for use in a matter of seconds.

NOTE:

PLEASE ENSURE THAT THE UNIT IS FULLY CHARGED UPON RECEIPT

Contacta has a policy of continuous product development, therefore small specification changes may not be reflected in these specifications

contacta ■

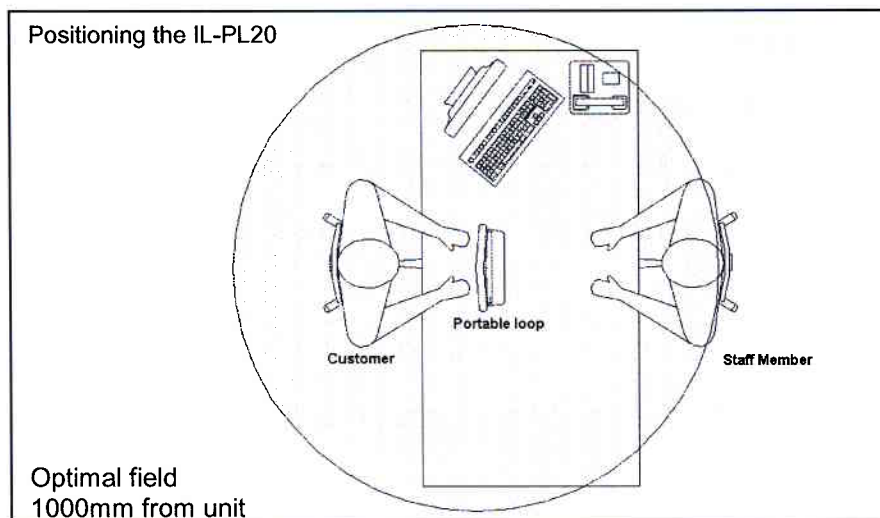


REAR OF UNIT

Operation of the Unit

Please follow the instructions below to obtain optimum benefit from the IL-PL20:

- The Main Unit is placed on the desk or counter top between the user and the member of staff, with the rear of the unit, with inbuilt microphone towards the staff member and the front with the "T" position label towards the customer, see diagram below.
- Switch the system on using the slide switch on the left hand side of the rear of the Main Unit marked 'ON-OFF'.
- The customer may obtain the most benefit from the system by adjusting the position of the Main Unit on the desk to suit their particular hearing loss.
- During normal operation when conversation is taking place, the LED will flash green in conjunction with speech to indicate that the unit is working.
- The unit will operate for approximately 8 hours on fully charged batteries.
- If the battery level becomes low, the LED will flash Red periodically. The unit should then be charged using the Power Adapter provided. This may be done whilst the system is still in operation.
- To ensure that the unit is ready for use when required, put it on charge nightly, using the Power Adapter, this should be plugged into a 13 amp mains socket with the flexible lead connected to the socket on the rear of the Main Unit marked 'PWR'.
- Note: if the unit is used for a discussion with a customer, put on charge overnight so that it is ready for use on the next occasion. This will ensure that it is ready for use on the next occasion.
- For Technical Queries please telephone 020 8858 2123 9:00am to 5:00pm Mon to Fri.



Contacta has a policy of continuous product development, therefore small specification changes may not be reflected in these specifications