

**This product may be purchased from Connevens Limited secure online store
at www.DeafEquipment.co.uk**




DeafEquipment.co.uk


Solutions to improve the quality of life



VERY IMPORTANT



YOUR CLIPBOARD LOOP NEEDS CHARGING FOR 24 HOURS IMMEDIATELY UPON RECEIPT



Use only soft Dry cloth to clean the exterior, ensure that NO liquids are used.

There are no user adjustable parts and any attempt to open the case will void your Warranty.

Note

Please place the unit on charge as soon as you receive it and use only the charger provided.

To ensure that the unit is available for use at all times it is advisable to place it on charge when not in use.

SUPPLIED BY
CONNEVANS LIMITED
54 Albert Road North
REIGATE
SURREY RH2 9YR
Tel: 01 737 247571

**For day to day operation of the system please refer to the
'Instructions for use'.**

contacta ■

INFOLOOP CLIPBOARD PORTABLE INDUCTION LOOP SYSTEM IL-CL12

Overview


The Clipboard Portable Induction Loop is part of the InfoLoop range of induction loop systems. The unit has been designed specifically to aid communication with people with hearing difficulties who have a hearing aid with a "T" facility. The unit comes complete with document clip.



The system consists of a main unit, housing the loop itself, a rechargeable built in Battery and a plug-in charging unit.

The battery will give approximately 8 hours use when fully charged and dependant upon usage, the state of the battery is monitored at all times. The battery is fuse protected.

The unit is fully operational at all times and may be used even when the system is connected to the charger. The Clipboard unit is easy to carry and can be simply set up for use in a matter of seconds.



Operation

The unit has a series of 3 yellow LED's on the left hand side, with a dual Red/Green LED on the right hand side and a push button switch adjacent to this. When the unit is OFF and the power button is pressed once, the green status LED and the first Yellow LED marked "20" light up. The unit will then operate for approximately 20 minutes.

Should you wish a longer operating period PRESS AND HOLD the button when you first switch on the unit. The Yellow LED's will light progressively showing the time set as 20 mins, 40 mins and 60 mins respectively. As the timer runs down, the LED's will switch off in reverse order at 40 mins, 20 mins, and then auto

contacta ■

INFOLOOP CLIPBOARD PORTABLE INDUCTION LOOP SYSTEM IL-CL12

power-off.

A beep will sound when LED 3 and LED 2 switch off. The final beep sounds very shortly BEFORE LED 1 and the power goes off to give some warning that the unit is about to switch off. Pressing the power button at any time when the unit is on will switch it off.

The unit will also automatically switch off on very low battery.

Status LED: If the unit is switched off: shows GREEN to indicate charging.

If the unit is switched on (regardless of whether it is charging or not):

Flashes GREEN on audio, flashes RED on low battery.



Care and Maintenance

Use only a soft Dry cloth to clean the outer case, ensure that NO liquids are used.

There are no user serviceable parts and any attempt to open the case will void your Warranty.

Note

Please place the unit on charge as soon as you receive it and use only the charger provided,

To ensure that the unit is available for use at all times it is advisable to place it on charge when not in use.