

# MicroLink™ MLxS (provisional)

The MicroLink MLxS is the first miniaturized FM receiver with a digital frequency synthesizer for full multi-frequency flexibility. The receiver features fully automatic, non-contact frequency synchronization with either a WallPilot or the Campus S.

The MicroLink MLxS is compatible with all Phonak FM transmitters and the WallPilot, and is recommended for use with this equipment.




FM

## MLxS with BTE instrument



## MLxS with adapter for CI pocket processor




### Special Features

- Highly flexible
- Automatic Frequency Synchronization (AFS) with WallPilot
- Direct Frequency Synchronization (DFS) with Campus S
- Ultra-compact (smallest miniaturized standard FM receiver on the market)
- Energy-saving, intelligent standby mode
- Maximum retention with the new AS4-MLxS audio shoe
- Adjustable balance between FM and BTE microphone signals
- Built-in antenna
- Off switch
- Powered by the hearing instrument battery
- Automatic Frequency Control (AFC)
- "Soft squelch" system
- Contemporary design
- Extremely simple handling
- Compatible with most behind-the-ear hearing aids on the market

### Technical Data

Dimensions:	(LxWxH) 13.5x10.9x14 mm
Frequency range:	169.40–176.00 MHz (Band HA) 176.00–181.90 MHz (Band HB) 187.45–194.50 MHz (Band J) 214.00–220.00 MHz (Band NB)
Frequency:	Multi-channel, quartz-stabilized
Frequency stability:	Better than $\pm 10$ ppm over the whole voltage and temperature range
Frequency fine tuning (AFC):	$\pm 6$ kHz
Type of modulation:	FM
Adjacent channel selectivity:	$> 50$ dB at 150 kHz
Sensitivity:	SINAD $> 22$ dB at $E = 3$ mV/m
Signal-to-noise ratio:	55 dB
EMC:	According to ETS 300445 standard
IEC approval:	According to ETS 300442 standard
Antenna:	Built-in magnetic antenna
Voltage range:	0.9–1.6 V
Current consumption (typical):	
• FM / FM + mic.	2.1 mA (1.2 V)
• Standby mode	$< 200$ $\mu$ A (1.2 V)
Audio bandwidth:	100–7500 Hz ( $-3$ dB)
Total harmonic distortion:	$< 2\%$ for $f_{mod} = 1$ kHz and $\Delta f_{dev} = 3$ kHz
Operating temperature range:	$-10$ °C to $+60$ °C
Reception range:	up to 40 meters (120 feet)

### Pin diagram





### MLxS switch settings

#### Hearing Instrument with DPAI:

For these hearing instruments, it is recommended to use the MLxS in the Switch position ●. e. g., Supero

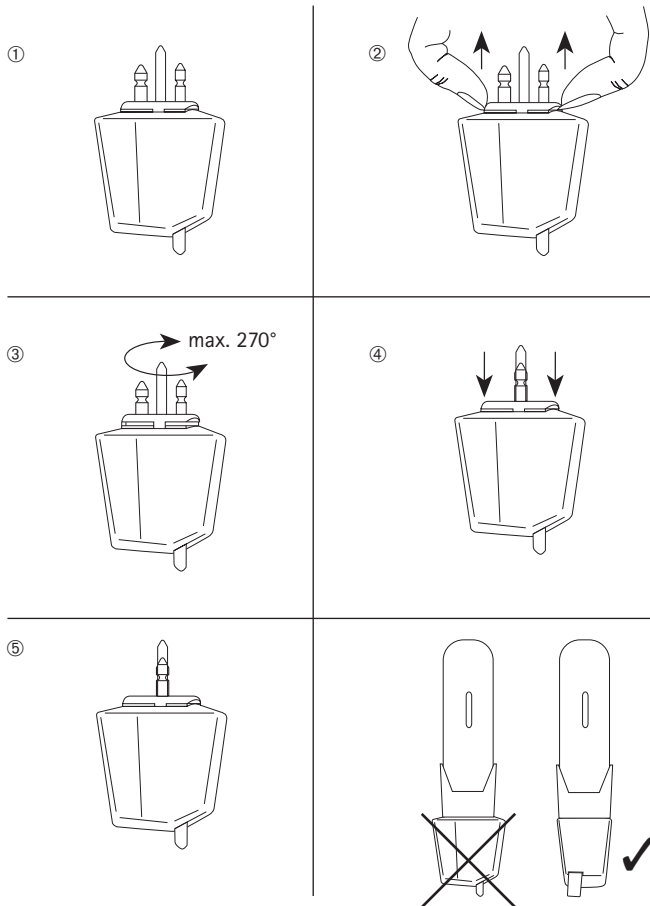
Digital hearing instruments normally feature a programmable audio input.

#### Hearing Instrument without DPAI:

If the hearing instrument does not feature DPAI, the MLxS switch position ● means "FM" and the switch position ● means "FM+M". e. g., Aero, Classica, MAXX, PicoForte, SuperFront

	AS3-MLx	AS4-MLxS AS4-MLx	AS5-MLx	AS6-MLx	AS7-MLx
SuperFront	✓				
Supero Classica MAXX		✓			
Aero SonoForte (children's version)			✓		
PicoForte2 PicoForte3					
Piconet2 SonoForte2				✓	
PowerZoom NovoForte					✓

### Plug rotation



- All audio shoes originally used with the MLx are also recommended for use with the MLxS.
- The new AS4-MLxS audio shoe is tamper-proofed for pediatric use and specially adapted to the MLxS design.

A hearing care professional can adapt the MLxS plug to the audio shoe quickly, simply and without tools. For maximum antenna effectiveness, the MLxS must be positioned in line with the hearing instrument.