

**This product may be purchased from Connevens Limited secure online store
at www.DeafEquipment.co.uk**



DeafEquipment.co.uk

Solutions to improve the quality of life



SPECIFICATION

AMPETRONIC

ILD 60

INDUCTION LOOP DRIVER

The ILD60 Induction Loop Driver has been designed by Ampetronic for use in specialised applications.

The ILD60 is intended for medium-sized TV room in sheltered housing, and provides the full facilities required for a professional installation in such environments

While not providing the range of controls and inputs of our professional equipment, the ILD60 can be used very easily in small interview rooms, for both local hearing and control room talkback. In particular, the use of low cost unbalanced microphones reduces cost without any serious penalty.

The unit is designed to be used with a SINGLE TURN loop of convenient wire size. The unit is also equipped with an input for direct connection to modern TV SCART facilities in order to obtain very good quality TV sound, without being affected by room noises and volume for normal listeners.

The unit can satisfy all the requirements of EN60118-4 (IEC118-4), and satisfies all CE requirements for interference emission, immunity and safety.

NEW: ILD60DC

A purely DC powered version, operating on 12V is now available for mobile applications.

Please contact Ampetronic for further details

5 Year Warranty

5 year warranty applies to the amplifier, but accessories such as microphones are only covered for one year from date of sale.



TECHNICAL SPECIFICATION

Microphone Inputs:

Two inputs, with 3.5mm mono connector for electret microphones. DC powering for electret capsules. VOX switch override from input 1. NOTE: these inputs are not for use with balanced microphones (with XLR connectors). A special adaptor is needed to use these microphones.

Line Input:

Impedance 60 K Ω each side, 20 K Ω differential. Sensitivity: matched to normal SCART signal levels.

Compression (AGC):

Compression range 36dB to overload. Front panel indication. Attack and Decay time constants optimised for speech.

Loop Current:

4 Amp Peak signal current into special coil or SINGLE TURN loop. Front panel LED, indicates current peaks.

Loop Impedance:

Designed for SINGLE-TURN loops, with DC resistance between 0.3 Ω and 1 Ω .

Area Coverage:

The nominal area that can be covered for a rectangular loop is 60m² (650 ft²). The installation handbook gives information on loops of different aspect ratio. Where metal occurs in adjacent structures, significant losses may occur and the area will be much reduced, with severely affected frequency response. Please contact Ampetronic for advice.

Frequency Response:

80 Hz to 5 KHz \pm 1.5dB at low level, measured as loop current. High frequency high signal level response is a function of loop size, loop current and signal content to ensure that no RFI generation takes place. Internal time constants are very short.

AC Power Input:

230 Volt AC operation 50-65 Hz. 115 V AC version available. Power consumption 15 VA Max.

Cooling:

The unit is designed such that the case acts as heat radiator.

Dimensions :

Length: 216mm
Width: 124mm
Height: 44mm

Weight:

1.3Kg.

Accessories supplied:

1 microphone (choice from list below).
1 Cable, SCART to 2 x Phono.*
1 AC Input Power Cable.
*Alternative cable may be supplied for some markets.

CE Compliance:

The equipment meets all the EMC and safety standards applicable.

Options:

Tieclip style microphone EM336
Desk freestanding microphone EM195A
Small Boundary microphone Q400
(See page 16 for microphone details)

*The Complete System
Capability*

AMPETRONIC

Ampetronic Ltd. Northern Road, Newark, Nottinghamshire. NG24 2ET United Kingdom

Tel: +44 (0) 1636 610062

Fax: +44 (0) 1636 610063



www.ampetronic.com



MICROPHONES SUPPLIED AS STANDARD OR OPTIONAL



Tie Clip Microphone EM 336




Boundary Microphone Q 400



Desktop Microphone EM 195 A

Improved / changed specification from EM 195 previously supplied.



See full data sheet for details